


Be**YOU**tiful




Welcome Beautiful

Thank you so much for trusting in Arched by Kia with your gorgeous face! Prior to booking an appointment, I ask that all clients read and review the information below in full to ensure they are properly informed about my policies, forms, frequently asked questions, and more. It is a lot of information, but it's very important that each client understands everything prior to booking an appointment. Please let me know if you have any questions or concerns about anything! I look forward to seeing you soon.

Smooches ,

- *Kia*

Be**YOU**tiful




Microblading, Combination & Ombre Powder Brows

All of these techniques are considered permanent makeup, or tattoos, to help make you look younger, more refreshed, and more put together with NO effort! Specifically, all of my brow permanent makeup techniques involve the insertion of ink into the skin to create a natural looking eyebrow.

Because all procedures result in eyebrows that will be on your face for a while, it's important that you understand exactly how all this works, so you can make the right decision. I look forward to earning your trust, and this information packet is the first step!

Be**YOU**tiful



Who is a Good Candidate?


The simple answer is anyone that wants to have full, beautiful brows all day, every day! That would include busy parents or businesspeople who don't have much time to apply brow make up, active people who don't want to worry about sweating off makeup while working out or swimming, or any person who struggles with getting that perfect shape that the celebrities and YouTube makeup artists always seem to have.

Other clients include Cancer survivors, those suffering from scarring, Trichotillomania, Alopecia, or other diseases and disorders that have led to natural hair loss.

Who is NOT a Candidate?


- Taking blood thinners
- Skin irritations near the area such as sunburn, or Psoriasis

Be**YOU**tiful



- Taking sun sensitizing medications (including but not limited to Retinol/Retin-a/vitamin A) – these need to be stopped at least 2 weeks before the appointment)
- Botox within last 2 weeks
- Accutane within last year
- History of keloid scarring
- Auto-immune deficiencies
- People suffering from severe acne
- Pregnant women or Women Nursing should discuss with their doctor
- People with conditions that cause them to bleed very easily
- People with prior permanent makeup may not be good candidates for Mircoblading. This is determined by consultation.

Be**YOU**tiful




Book an Appointment

Once you have reviewed the information in this packet, ask me any questions you have, and then I will choose your appointment date. I will then send you the link to pay the required \$100 deposit to secure your appointment. Your appointment is not considered booked until the deposit is paid, so be sure to pay that as soon as possible! Remember to bring your photo ID to your appointment. You will have a required 6–8 week touch-up appointment after your initial session. The touch-up session is \$50 and is covered in the cost of your deposit. The remaining \$50 of your deposit, goes toward your initial service. If you do not come in within 8 weeks from your first appointment, you will need to then book a 6-month touch-up. Lastly, please do not book an appointment without a consultation if you have ever had prior permanent makeup before, no matter how long ago it was or how faded it looks to you. I cannot cover most old eyebrow tattoos that I see, and I need to ensure you have the results you deserve.

Thanks!

Be**YOU**tiful



Policies

Please note that children under the age of 10 are not allowed in the salon for safety reasons. Children over the age of 10 must be able to sit quietly alone in the waiting area. Unfortunately, if you arrive to your appointment with children under the age of 10 you will be asked to reschedule your appointment. FACE MASK REQUIRED.

Prior Permanent Makeup

By consult only. Sometimes I cannot work over other artists' work. Please contact me to discuss BEFORE booking. If you have ever had permanent makeup before, you must let us know prior to booking so we can make sure it can be covered. Failure to do so may result in disappointment and loss of deposit if you arrive to your appointment and it cannot be covered.

Payment Policy

Arched by Kia accepts all major credit cards, debit cards and cash. No checks or money orders. All permanent makeup appointments require a **nonrefundable** \$100 booking deposit to book. This booking fee goes toward your initial service as well as your touch up and holds your spot on the calendar. Please call, email, or text to book your appointment, or book online. Your appointment is not booked until you have paid your deposit. Please review our cancellation policy below prior to booking.


Cancellation Policy

Please read this policy before booking any appointments to make sure you fully understand. While I am ever so grateful for my wonderful clients, timely and efficient service is necessary for me to provide outstanding customer service. If you fail to comply with these policies, I am unable to service everyone in a fair and efficient way. Customer satisfaction is my highest priority, and these policies exist to give all clients the absolute best experience possible. I am so thankful for your business and welcome any inquiries about this policy!

To cancel or reschedule your appointment, I ask that you please call (voicemail if necessary), text, or email me at least 48 hours prior to your appointment time. Please note that if you cancel your appointment, YOUR BOOKING DEPOSIT IS **NON-REFUNDABLE (No exceptions)**. If you wish to reschedule your appointment less than the 48-hour notice, you definitely can! However, you will have to pay another non-refundable deposit to book another date. If you no call/no-show, you will forfeit your deposit and will need to pay the total price of service upfront in order to book another appointment. Should you cancel or reschedule your 6-8 week touch up appointment within 48 hours, or no call/no show for your appointment, you will be required to pay for your touch-up. Touch-up prices are listed in our pricing menu.

If you are over 15 minutes late to any appointment, you will be asked to reschedule, and the same policies above will apply. This is because all clients receive thorough consultations and detailed,

Be**YOU**tiful




precise work. As a result, I will not rush your appointment or others. Therefore, if you are more than 15 minutes late to your appointment you will forfeit your deposit. By booking your appointment with Arched by Kia, you acknowledge that you have read, understand, and agree to the Cancellation Policy.

Permanent Makeup Pre-Care Instructions

- Do not work out 24 hours before procedure.
- NO alcohol or caffeine 48 hours before procedure (Yes, there is caffeine in decaf coffee and tea!).
- Avoid sun and tanning one week prior to procedure.
- Do not take Aspirin, Niacin, Vitamin E or Advil/Ibuprofen 48 hours before procedure.
- Avoid Fish Oil, Prenatal Vitamins, Nutritional Shakes (Shakeology, etc), “Hair, Skin, Nail” supplements 48 hours prior to procedure.
- Discontinue Retin-A at least 4 weeks prior (and avoid on eyebrow area after procedure).
- Refrain from use of any Alpha Hydroxy Acid (AHA) products close to the eyebrow area 2 weeks prior (and avoid on eyebrow area after procedure).
- Botox and filler on the forehead, temple, and eye area should be avoided 1 month prior to procedure for those who do not regularly receive injectables.

Be**YOU**tiful



- No brow waxing, tinting, or threading one week prior (the more natural hair growth you have, the better!)
- Avoid Chemical Peels, Microdermabrasion or facials for 4-weeks prior procedure.
- Please Note: You will be more sensitive during your menstrual cycle.

FAQs

Do I need to shave or wax my brow hair?

No! I will shape your eyebrows as needed with waxing, shaving and/or tweezing and choose a color pigment that blends seamlessly with your natural brows. If you have a lot of brow hair it may be useful to have your brows waxed several days before your appointment – but that is optional.

How are Microblading, Shading and Ombre Powder Brows different than a traditional eyebrow tattoo?


The most common type of traditional eyebrow tattoos involves the use of a lot of pigment and a block style brow, which leaves the client with a dark outlined eyebrow and no depth. These often fade to really unflattering colors. Arched by Kia services leave the client with natural looking eyebrows that look real! Careful selection of pigment is chosen to give depth and shape so that the natural brow hairs and permanent makeup blend seamlessly. Note that everything we do looks natural, but all permanent makeup is still a tattoo. There are just dozens of techniques.

What is the difference between the techniques?

Microblading: This technique involves making tiny little lines in the skin with a hand tool and ink, resulting in an eyebrow tattoo that looks like hair strokes. This option shows a lot more skin than the other techniques, and for that reason many people think it's the most subtle.

- Looks like hair strokes

BeYOUtiful



- This technique typically fades the fastest
- Best for people with tight skin and small pores
- Better for people with dry and normal skin
- Not the best technique for people with extremely oily skin or people who bleed

Ombre Powder Brows: This technique is done with a small machine that gently inserts pigment into the skin that looks very soft and misty. No hair strokes are placed, so the brow is fully covered with a light color, and little pigment is placed at the start of the brow for a soft look. This does not look like old traditional block brows! It's soft and pretty, like a light makeup fill.

- No hair strokes are created
- Lasts longer than the other techniques
- Minimal trauma to the skin
- Less touch ups required
- Great for all skin types
- Best option for people who bleed and who desire the most coverage possible


Combination Brows (Microblading with Shading): This technique blends both hair strokes and shading into one blended outcome. First microblading is done, then another tool is used to provide a soft diluted version of color to fill the space between strokes. This makes the brow look fuller and slightly more pigmented than can be achieved with just microblading alone.

- Looks like hair strokes but with a lot more coverage
- Lasts longer than microblading
- Still some microblading, however less is needed than with microblading alone therefore less touch ups needed, thus less trauma to the skin
- Best option for those with little to no hair, or large holes in their natural brows
- Better option for people with oily skin
- Not the best technique for people who bleed

Does it hurt?

Every client is different and pain tolerance varies by client. Most clients describe the pain level as minimal and find tweezing and threading more uncomfortable. Here I use the best topical lidocaine cream available to minimize discomfort. That being said, this is still a tattoo. You will typically feel some discomfort. Based on experience, I would describe the feeling a slight burning, astringent like sensation. Very tolerable and worth it!

Be**YOU**tiful



How long does it take?

The process takes approximately two hours from the moment you walk in the door to completion of your beautiful new brows. The first hour or so is spent designing your new brows and numbing the area. There is no downtime! Occasionally, some clients will have some slight redness and swelling around the area which is very normal and will subside within a couple of hours. Most clients go on about their normal day when they leave their appointment.

What is the healing process?

Some swelling and tenderness after the procedure is normal and may last a day or so, depending on the client. Your new brows will appear DARKER, WIDER, AND SHARPER than the way they will heal. This is especially true for days 2-5. This is harder for some clients than others. Clients who rarely wear makeup may find that they don't like how their brows look on these days because they are too intense. That's normal! The pigment is sitting on top of the skin and has not yet settled into your face. As your skin heals over the tattoo, your brows will lighten and soften. This process takes about 7 days or so on average. It's important to follow all after care instructions and to attend the required follow up appointment to make the finishing touches to your new brows! Your healing is only about 50% in my control. Once you leave it's up to you to be diligent about following the instructions you're given to get the best result! And no matter how great they look, it's important to come for your touch up appointment to get the final result. This is a 2-step process, so even if you have some things you want to tweak after the first appointment, no worries! I will continue to work on your brows at your touch up.

How long does it last?

This will vary by client. If aftercare instructions are followed diligently, your new brows will last approximately 12-24 months on average before they're mostly faded; 18 months is average. For some people, their brows will last even longer, and some less. Certain factors such as sun exposure and tanning beds, getting chemical peels, oily skin type, bleeding, etc., will affect whether your brows will last on the higher or lower end of the expected 12-18 months. I recommend one touch up per year to keep them fresh. Coming more often increases the risk for scar tissue or causing your brows to look unnatural.


Will it look natural?

Absolutely! The techniques used creates realistic, simulated hair strokes and/or powder fill that looks just like a real eyebrow! Your brows can be as big and bold or as soft and subtle as you like!

What if I have concerns about my brows after they heal?

Complete customer satisfaction is my goal! If you have concerns about your brows after they've healed please call me right away, so I can discuss! I am here to help, don't be shy!

Be**YOU**tiful



Pricing

Kia's Services:

Microblading & Ombre Powder

New clients: \$350

All Touch ups within 18 months: \$175

Combination Brows (Microblading & Shading)

New clients: \$400

All Touch ups within 18 months: \$175